



★ Mother Goose Time ★

Lesson Plan Book

Family Tree, Pets and Me



Inspire a Joy for Learning

Welcome to Mother Goose Time

Welcome to an exciting curriculum system that invites children and teachers alike to embrace their natural sense of curiosity through experiential learning. The hands-on activities outlined in this Lesson Plan Book support a child's cognitive, social, motor and emotional development. Each day is intentionally planned to offer a range of experiences that build skills across multiple domains such as math, language arts, science, social studies and art. The lessons are flexible and can adapt to each child's interest, learning style and unique needs.

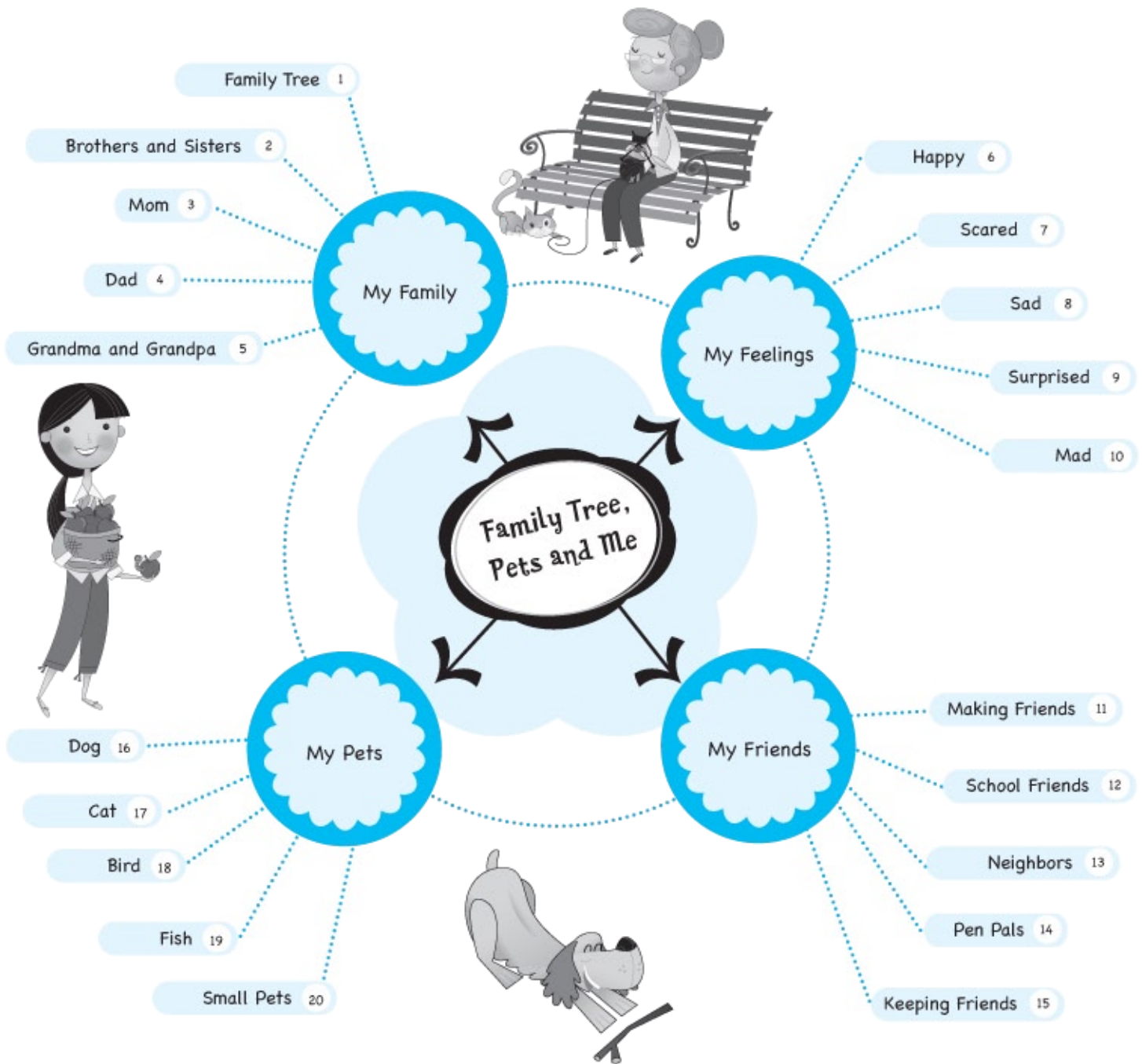
We Believe...



We are here to support you as you teach and inspire your children to be curious and joyful in their learning. Our curriculum specialists are on call Monday through Friday to answer your questions and offer tips as you work with your children – just e-mail info@mothergoosetime.com or call 800-523-6933.

Theme Web

Mother Goose Time helps you and your children experience the breadth and depth of a theme. Themes help children organize and file new information in their developing brain. Themes also serve as a platform upon which children can feel safe to explore new roles and experiment with emerging ideas. In this Lesson Plan Book we offer 20 theme-related topics that you and your children can explore. Listen closely to your children, they may suggest other topics to add and explore. The materials included in this kit should be viewed as props for children to creatively use in their own interpretative play.



Activities at a Glance

Children learn many skills when participating in the suggested activities in this Lesson Plan book. Customize your day by organizing your plan based on the needs or interests of your children. Use this summary to more easily locate such activities as stories, art projects and music.



Language Arts

Books and Stories

Activity	Day
Participation Story: Scary Giant	7
Participation Story: My Broken Yellow Crayon	12
Bear's Busy Family	4
I can Read Book: It Is a Book	8
Rebus Reader: Surprise Party	9
Nursery Rhyme: Jack and Jill	2

Words and Letters

Activity	Day
Story Sequence Cards: Sharing Toys Story	11
Spanish – English Photos: Boy, Grandma, School, Dog	6
Sign Language: More	5
Sign Language: Friends	11
Sight Word Circles: a, is, it	8
Alphabet Manipulatives: M	3
Alphabet Manipulatives: A	13
Alphabet Manipulatives: T	8
Word Family	17

Literacy Games

Activity	Day
Folder Game: Taking Turns	15
Theme Discussion Poster	1
Matching Game: Finding Matches	7

Writing Practice

Practice Pal Cat	5
Postcard	10
My Little Journal	3, 8, 13 & 18
Class Book Kit	20
Thank you Card	Bonus Day 1

Mathematics

Counting & Measuring

Activity	Day
Number manipulatives: 1	3 & 4
Number manipulatives: 10	8
Number manipulatives: 11	8
Play Money	13
Measure me with fish	19
Size it up: Feathers	18

Shapes and Patterns

Activity	Day
Shape Surprise: Circle	1
Parts and Whole Game	16
Geometric Puzzle	6
Pattern Cards	9

Logic

Activity	Day
Family Dominoes	5
Hanger Graph	14
Treasure Chest Riddles	10
Discover Puzzles and Games	12

Music and Movement

Songs and Dance

Activity	Day
My Family	3
Grandma Do You Know	5
Picking Apples 1-2-3...1 & Bonus Day 1	
The Happy Dance	6
Scary Song (Instrumental)	7
Friendship Love	10 & 11
Dear Pen Pal	14
Pet Parade March (Instrumental)	13
Doggie Doo Wop	16
Pretty Parrot	18
Blub Blub Fish	19
Rat in a Hat	17

Fine Motor

Discover Cutting: Scared Silly	7
Lacing Apple	15
Little Theatre: Lost Dog	16

Science

Science Experiments

Activity	Day
One: Dirty Water	7
Two: Magnetic Attraction	12
Three: Pounding Colors	17

Recipes

One: Fruit Salad	10
Two: Fish Bowl Snack	20

5 Senses

Touch Table Treasure: Flour and Cinnamon	5
Discover Senses: Kitty Tail	17
Look and Finds	2

Environment

Eco-kid Challenge: Recycle	9
Kid Chef Placemat Poster	14

Social/Emotional Development

Self

Activity	Day
Nametag	1
Show and Tell Frame	16
Little Learning Cards	20

With Friends

Partner Play	13
Friendship Feather	8
Brain Blocks	20

Global Awareness

Friends Near and Far	15
Country Flag: USA	10

Art

Color

Activity	Day
Discover Color: Mixing Green	2
Yellow Wand	11
Green Wand	1

Art Projects

My Family Tree	1
Father of Apple Trees	4
Wheel of Feelings	6
Peek-a-Boo Surprise	9
Colorful Friends	11
My Mailbox	14
Puppy Shaker	16
Fish Bowl Puppet	19
Apple Prints	Bonus Day 1
Fall Wreath	Bonus Day 2

Activity Areas Set-up Suggestions

Activity Area	Day
Dramatic Play Area	1, 4, 6, 11, 16, 17
Math/ Manipulative Area	2, 3, 12, 13
Science Area	5, 15, 20
Block Area	7, 17, 18
Writing/Reading Area	9, 14, 17, 19
Art Area	15
Water Play Area	10

Circle Time

Greeting Song

Discuss

- What kinds of pets live in water?

Calendar

- Pretend to swim in a circle as you sing the Days of the Week song. Stop swimming when you get to today.
- Ask the calendar helper to place today's calendar piece on the calendar.

Weather

- Ask the meteorologist to observe and report on today's weather by placing the appropriate weather stick(s) in today's bucket.
- Discuss what types of weather can be wet.

Transition Activity

- Recite the poem together. Dismiss children by placing their name in the last line of the rhyme and ask them where the fish bit them.

1, 2, 3, 4, 5.
(Show fingers one at a time.)

Once I caught a fish alive.
(Wiggle hands like fish.)

6, 7, 8, 9, 10.
(Show fingers on other hand, too.)

Then I let him go again.
(Pretend to let go.)

Why did I let him go?
(Place hands in air and shrug shoulders.)

Because he bit Adam like so!



Fish Bowl Puppet

Skills

- Uses art for expression C.1.2
- Small muscle control P.2.1
- Follows directions L.1.2

Provided Supplies

For each child

- Blue foil
- Fish bowl
- Pipe cleaner
- Wiggle eye
- Double-sided adhesive

Your Supplies

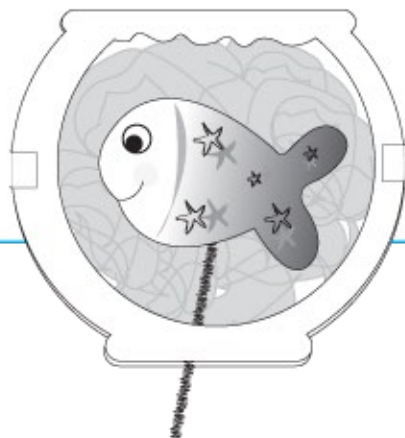
- Glue
- Tape
- Markers or crayons

Discuss

- If you didn't have an aquarium for your pet fish, where could you keep him?

Create

- Children punch out the fish and bowl.
- Place a piece of tape folded onto itself on the end of the pipe cleaner.
- Pretend it is a fishing rod and try to catch a fish to keep as a pet.
- Follow the art directions to create a home for your fish.



How Many Fish?

Skills

- Measurement M.3.4
- Eye-hand coordination P.2.2
- Sense of belonging E.1.1

Provided Supplies

- Measure-me Fish

Your Supplies

- Writing tool
- Small objects from the classroom (pencil, scissors, etc.)

Discuss

- How can you tell how long an object is?

Measure

- Use the fish to demonstrate how to measure the length of each child's foot. (Your foot is 3 fish long!)
- Count together how many fish it takes to be as long as a pencil or scissors.
- Help children measure items of choice in fish lengths.
- Write down what they measured and how many fish long it was.



Extension Idea

Keep the measuring fish and a notebook out and encourage children to measure other items and keep a list of how long they are.



Fishing for Letters

Skills

- Awareness of print L 3.3
- Eye-hand coordination P 2.2
- Problem-solving M 4.1

Provided Supplies

- Letter Set M (from Day 3)
- Letter Set T (from Day 8)
- Letter Set A (from Day 13)

Your Supplies

- Paper clips
- Magnet
- Yarn

Prep

- Attach the magnet to the yarn and paper clips to the Letter Picture Tags and Hands-on Letters.

Discuss

- How do you go fishing? What would you need?

Fishing

- Place the Letter Tags and Hands-on Letters on the floor near the children.
- Use the magnet as a pole to catch a Tag or Letter.
- Match the Letter Tags to the corresponding Alphabet Card.



Writing Area

Place the Fishing for Letters game in the writing area with paper and pencils. Help children fish for a picture or letter and then practice writing the letter or drawing the picture that they caught.



Building a Fish Habitat

Day
19

Skills

- Environmental responsibility S 2.2
- Body control and balance P 1.1
- Community awareness E 1.5

Your Supplies

- Recycled or found materials

Discuss


- How can we respect fish living in the wild? (We don't feed them, touch them, or destroy their home.)

Planning

- Explain that pet fish need us to feed them but fish in the wild find their own food and create their own homes.
- If we were fish and wanted to make our home, what could we find around our room or outside to use as building supplies?
- Brainstorm ideas and then create a plan together for gathering supplies and building a fish habitat.
- Work on your habitat today or all week.

Teacher Tip

Plan customized activities: Amend the learning plan: Long term projects such as building the suggested fish habitat or taking care of a school pet, often reveal more subtle obstacles or challenges for a child. Use this depth of information to amend the learning plan and refine the next steps for both school and home learning.



Closing Time

Fish Bubbles

- Invite children to make fish sounds.
- Sing the song, "Blub, Blub Fish," Track #11 to the tune of Row, Row, Row Your Boat.
- While singing the song, blow bubbles and invite children to jump and pop the bubbles.
- Challenge children to go home and have a dinner conversation with their family about the sounds different pets make.

**Blub, blub blub says the fish swimming round and round.
Bubbles, bubbles, bubbles making fishy sounds.**

Family Tree
Pets & Me
Track 11

Circle Time

Greeting Song

Discuss

- What would you do if you saw a mouse?

Calendar

- Sing the Days of the Week song starting out small in a ball and jumping up big when you get to today.
- Ask the calendar helper to place today's calendar piece on the calendar.

Weather

- Count the weather sticks from the week. How many different kinds of weather have you experienced this week?
- Ask the meteorologist to place the appropriate weather stick(s) in today's bucket.

Transition Activity

- Use each child's name in the rhyme before you dismiss them.

Eeny-meeny-miney-mo.

The gerbil kissed Susie's toe.

It made her giggle

And wiggle wiggle.

Eeny-meeny-miney-mo.



Learning Cube

Skills

- Approaches learning with joy E 2.4
- Small muscle control P 2.1
- Numbers M 1.1
- Awareness of print L 3.3

Provided Supplies

- ▢ Brain Blocks
- For each child
- ▢ Little Learning Cards

Your Supplies

- ▢ Scissors
- ▢ Tape
- ▢ Crayons or colored pencils

Prep

- Tape the sides of the Brain Blocks together.

Review

- Place one set of Little Learning Cards in front of the children.
- Choose a block, roll it and show children the image on the top of the block.
- Place the block on the matching Little Learning Card.
- Children take turns rolling the block and matching it to the Little Learning Cards.
- After the activity, children color and cut apart their own Little Learning Cards to take home.



Fish Bowl Snack

Skills

- Nutrition S 4.2
- Eye-hand coordination P 2.2
- Self confidence/pride E 1.3

Provided Supplies


- ▢ Kid Chef Recipe Card: Fish Bowl Snack

Discuss

- What do you think a gerbil or mouse would eat?

Pretend

- Pretend to be a pet or favorite animal.
- Make a noise or motion that this animal might make.
- Ask children what kind of food we could feed this animal.
- Follow the Kid Chef Recipe Card to make a snack for you.



Science Area

Mixing Food and Medicine: Use the eye droppers from the Day 11 art project as props in the science area. Let children pretend to mix items to make new foods and medicines to take care of the animals



Mouse House

Skills

- Community awareness E 1.5
- Eye-hand coordination P 2.2
- Planning skills M 4.2

Your Supplies

- Paper
- Pencils
- Scissors
- Yarn
- Blocks
- Tape

Discuss

- How many brothers and sisters do you think a mouse has?

Create

- Help children draw and cut out many paper mice. (For a simple mouse draw one big circle and two small circle ears.)
- Children cut yarn tails and tape onto mice.
- Children use blocks to create a mouse house with tunnels and paths.
- Play with the mice in the mouse house.
- Leave out paper and pencils for children to make maps of the mouse house.

Family Fun Extension

Encourage parents to make an indoor map of their home and plan out a fire escape plan. Children should know two escape routes out of every room and where the family meeting point is.



Did you know?

A mommy mouse can give birth to up to 12 babies. She can have new babies every 3 weeks. After one year, a mouse could have 150 brothers and sisters!



Keeping Memories

Day
20

Skills

- Shares ideas through writing L 4.3
- Self confidence/pride E 1.3
- Small muscle control P 2.1

Provided Supplies

- Cover page
- Yarn
- For each child
- Class book page

Your Supplies

- Crayons
- Name Tags (from Day 1)

Discuss

- What does your family do to remember special times?

Sharing

- Brainstorm ideas to decorate the cover of your class book.
- Give each child a Class book page and encourage them to reflect on their experiences this month (family members, feelings, friends, and pets).
- Children decorate their page with their favorite memory from this month.
- Help each child copy his or her name using the Name Tags.
- Bind the pages and cover together with yarn.
- Leave the Class book out for children and adults to review.



Closing Time

Rolling Hamsters

- Give each child a piece of paper. Invite them to tear it into three pieces and then wad each piece into a ball.
- Sing the song to the tune of Three Blind Mice.
- Children roll their balls on the ground while you sing together.
- Challenge children to take home their hamsters (paper wads) and make a cozy place for them. Brainstorm ways they could make a hamster home (with a shoe box, next to their bed with an old toilet paper tube...).

Three hamsters, three hamsters.
See how they run, see how they run.
You put them in a little ball and
watch them roll down the hall.
Three hamsters, three hamsters.



Order Today!

We offer three convenient ways to order: through our secure website, by phone or by completing the order form below and mailing it to us. We know you'll love our curriculum and can't wait to hear from you.

Four Easy Steps to Order by Mail!

Step 1: Number of Children: _____

Step 2: Starting Month: _____

Step 3: Determine Subscription Term:
 1 3 6 9 12 Months Other _____

Step 4: Choose Your Add-ons and Supplements:
 Infant/Toddler Supplement (\$15/Month - Free Shipping)
 Themed Toy Box (\$99/Month + \$9.99 Shipping)
 Infant Themed Toy Box (\$99/Month + \$9.99 Shipping)

Payment Due

Curriculum Subtotal: _____

Add-ons/Supplements: _____

MI Residents Add 6% Tax: _____

Shipping/Handling: _____

Total Due: _____

Shipping Information

Name: _____

Company/Center: _____

Address: _____

City: _____ State: _____

ZIP/Postal Code: _____ Country: _____

E-mail Address: _____

Phone Number: (_____) _____

Payment Information

Check or Money Order Enclosed VISA MasterCard Discover

Card Number: _____

Expiration Date: _____ Security Code: _____

Signature: _____

Curriculum Price Breakdown

Prices effective 7/1/10 - 6/30/11.

All prices subject to change.

Save with Subscription!

10% 12% 15%
 Discounts reflected in this chart.

# of Children	Subscription Term				
	1 Month	3 Months	6 Months	9 Months	12 Months
1	\$51.24	\$138.35	\$270.55	\$391.99	\$522.65
2	\$54.99	\$148.47	\$290.35	\$420.67	\$560.90
3	\$57.74	\$155.90	\$304.87	\$441.71	\$588.95
4	\$60.99	\$164.67	\$322.03	\$466.57	\$622.10
5	\$64.24	\$173.45	\$339.19	\$491.44	\$655.25
6	\$67.49	\$182.22	\$356.35	\$516.30	\$688.40
7	\$70.74	\$191.00	\$373.51	\$541.16	\$721.55
8	\$73.99	\$199.77	\$390.67	\$566.02	\$754.70
9	\$77.24	\$208.55	\$407.83	\$590.89	\$787.85
10	\$80.49	\$217.32	\$424.99	\$615.75	\$821.00
11	\$83.74	\$226.10	\$442.15	\$640.61	\$854.15
12	\$86.99	\$234.87	\$459.31	\$665.47	\$887.30
13	\$90.24	\$243.65	\$476.47	\$690.34	\$920.45
14	\$93.49	\$252.42	\$493.63	\$715.20	\$953.60
15	\$96.74	\$261.20	\$510.79	\$740.06	\$986.75
16	\$99.99	\$269.97	\$527.95	\$764.92	\$1,019.90
17	\$103.24	\$278.75	\$545.11	\$789.79	\$1,053.05
18	\$106.49	\$287.52	\$562.27	\$814.65	\$1,086.20
19	\$109.74	\$296.30	\$579.43	\$839.51	\$1,119.35
20	\$112.99	\$305.07	\$596.59	\$864.37	\$1,152.50

Curriculum Shipping and Handling

# of Children	1 Month	3 Months	6 Months	9 Months	12 Months
1 - 5	\$11.49	\$34.47	\$68.94	\$103.41	\$137.88
6 - 10	\$12.49	\$37.47	\$74.94	\$112.41	\$149.88
11 - 15	\$13.49	\$40.47	\$80.94	\$121.41	\$161.88
16 - 20	\$14.49	\$43.47	\$86.94	\$130.41	\$173.88

For International Customers

Due to international shipping requirements, Mother Goose Time is not able to guarantee delivery dates. Please call 1-231-276-6302 for international shipping charges.

2010-2011 Themes

September - Family Tree, Pets & Me

October - Bugs & Crawly Things

November - Farms and Barns

December - Winter in the Woods

January - Dress Up Jobs

February - Nursery Rhymes

March - Birds & Eggs

April - Baby Animals

May - Meet Me at the Pond

June - Island Explorer

July - Let's Go Camping!

August - Let's Be Superheroes!

New this year: We are offering both English and Spanish versions of The Mother Goose Time Lesson Plan Book. Please mark which language you prefer.

Este Año: Estamos ofreciendo nuestra Guía Académica, Mother Goose Time en Inglés y Español por favor marque el idioma que prefiere.


English

Español

Nueva Edición en Español

Mother Goose Time
 PO Box 225
 Interlochen, MI 49643-0225

For more information call or go online.
800.523.6933
www.mothergoosetime.com



Mother Goose Time is a professionally developed preschool curriculum that nurtures the whole child and supports their social, emotional and intellectual growth.



Preschools • Home Daycares • Childcare Centers

www.mothersgoosetime.com 800.523.6933