

★ Mother Goose Time ★

Little Goose Lesson Plan Book

Family Tree, Pets and Me



For Infants and Toddlers





Hello, Little Goose!

Welcome to the Little Goose Curriculum

This infant/toddler supplement is to be used in conjunction with the Mother Goose Time Curriculum System.

Extension Ideas

You will find extension ideas at the end of many activities. These ideas offer children the opportunity to step deeper into the activity and the learning process. Some extension ideas are structured for children to explore throughout the day.

Little Tips

You will find tips throughout the Little Goose Lesson Plan Book that offer insight on how to effectively teach infants and toddlers. They give the teacher information on why the activity is important for the infant's social, emotional and/or cognitive development.

Making the Most of Teachable Moments

Every day spent with infants and toddlers offers many great opportunities for teachable moments.

Hands-On Experiences

We believe that children learn through hands-on experiences. The Little Goose Infant/Toddler Curriculum offers daily opportunities to discover and explore with children. We tailor activities to be developmentally appropriate to give children exposure and introduction to everyday materials found in and around their natural environment.

Daily Exposure to Language and Literacy Skills

We believe children need daily exposure to language and literacy skills in order to best develop their inner potential for understanding language and communication. These skills will translate into reading and writing, as we sculpt and encourage a love for reading and writing.

Process-Based Activities

We believe that learning is more about the process than the end product. The Little Goose Infant/Toddler Curriculum provides activities, materials, extension ideas, tips and guidance for enhancing a child's natural curiosity.

Our daily experiences will immerse each child in language, creative art expression, social skills, math experiences and science fun to promote maximum learning opportunities.



Intentionality in Teaching

Intentionality is the process of creating, or enhancing, teachable moments from everyday objects and activities.

Purposeful Toys

The toys and materials you choose should have a purpose. Each caregiver should know and understand the purpose behind the object, whether it is to reinforce a color, shape, number, word, theme, animal, family member, etc. What you say to a child gives the child vital information.

Purposeful Play

How you choose to use the materials while interacting with the children will send a message to the little eyes watching and observing. Make everything you do and say have purpose, as it does matter.

Purposeful Talk

Very young children learn language by experiencing it. Simple conversations use vocabulary that seems obvious to many adults but may be new to infants and toddlers. Immersing children in intentional language activities ensures they will have exposure and repetition that promote retention and usage.

Purposeful Room Set-Up

Clean and safe toys should be located at the children's level. Infants and toddlers don't need a lot of choices; they just need the ability to freely explore each object safely. Having a variety of common objects at the children's level will allow them to choose which items to touch, feel, drop, pick up, toss and discover. Allowing children the opportunity to become familiar with an object will help them connect their world with the world that surrounds them.

Learning Can Happen Everywhere

Learning can happen in the classroom and at home, while playing, reading, writing, listening and talking.

Language and literacy is everywhere. Talking leads to listening, and listening leads to talking. Writing leads to reading, and reading leads to writing. Always talk with your children while you are doing even the simplest activities, such as changing a diaper or wiping a table.

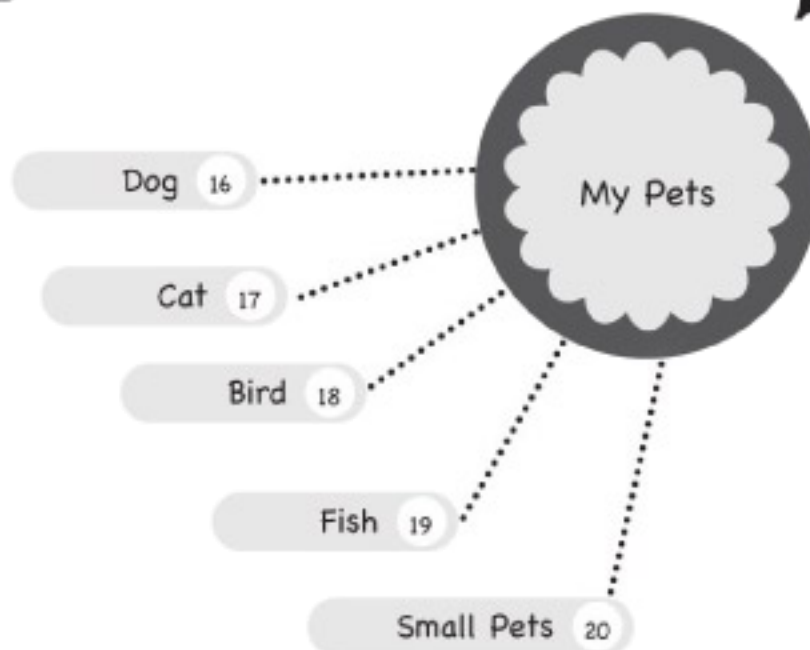
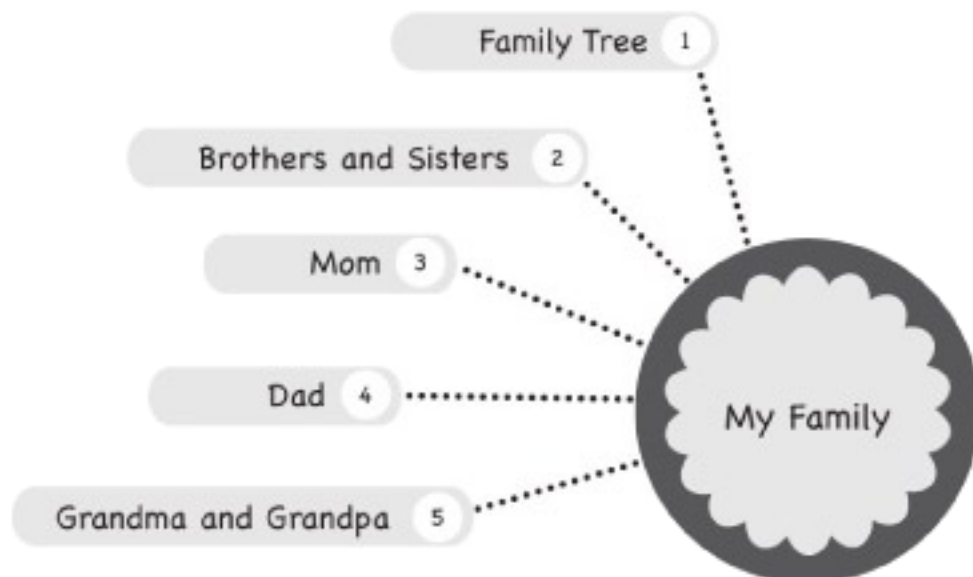
Very young children are surrounded by **math and science** through sorting, stacking, building and re-building, cause and effect (as simple as the drop and pick-up game), filling, emptying, counting, rhythm, sizes, colors, numbers and many other activities that occur during daily activities like meal times, music time and free play.

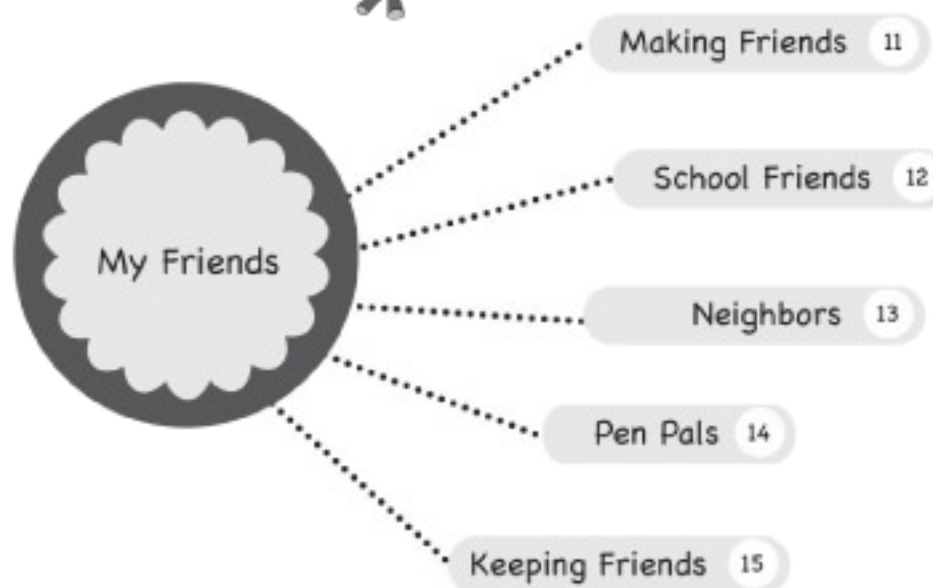
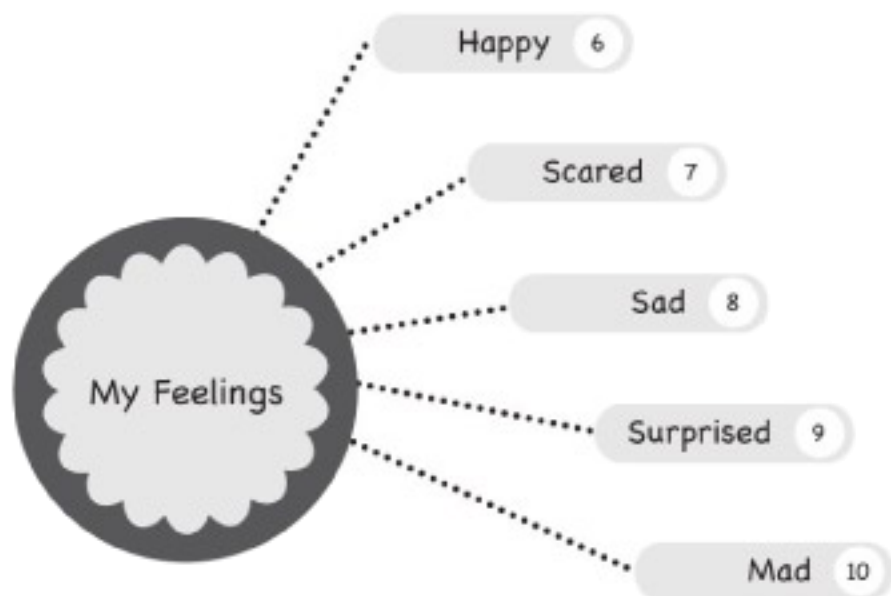
Children develop **motor skills** from the outside inward. This makes it important to provide activities that encourage movement and use of large muscles. Our curriculum kits include an original CD each month to encourage music, movement and listening skills. Music stimulates both sides of the brain, and adding movement encourages balance, stability and self-control.

The foundation for **social skills**, as well as life skills, is laid in the infant/toddler years. Young children need to develop a secure attachment to caregivers and families. Little Goose Infant/Toddler activities provide ample opportunities for caregivers to spend time with children – interacting, modeling and learning from each other. This program will help you plan your day so that caregivers and families are aware of the spectrum of opportunities young children receive while in your care.

The Little Goose Infant/Toddler Curriculum encompasses the whole child, encouraging growth and independence. We invite you to find new ways to grow with your children each day as you journey through our activities and experiences with the young children in your care. You are laying the early foundation that will become the basis for their education, while creating a love for learning in all you do.

Theme Web





Little Goose Lessons follow the same topics as the Mother Goose Time Preschool Lesson Plan Book. If your toddlers are ready for more challenge, try some of the activities in the Preschool Lesson Plan Book. Both books feature the same topics on the same days.





Little Goose Day 2: Brothers & Sisters



Skills

- Auditory discrimination L 1.3
- Sense of belonging E 1.1
- Body control & balance P 1.1

Provided Supplies

- Rhyme Time Poster

Your Supplies

- Pillows

Up and Down

Together Time

- Build a hill with the pillows.
- Slowly read the poem to children.
- Help a child climb up the pillow hill along with the rhyme and pretend to fall when Jack and Jill tumble.
- Repeat the rhyme until each child has had a turn.
- Leave the pillows out for children to repeat the activity.



Extension Idea

Take pictures of the children pretending to act out the rhyme like Jack and Jill. Place the pictures around the Rhyme Time Poster and leave where the children can repeat on own.



Skills

- Comparisons M 3.2
- Eye-hand coordination P 2.2
- Positive social behaviors E 1.4

Provided Supplies

- Pails
- Foam shapes

In and Out

Together Time

- Place the green shapes on the floor near the pail.
- Show children how to place the green shapes in the pail as you say, "in."
- After filling the pail, dump the shapes out and say, "out."
- Keep the pail and foam shapes available for children to freely explore during the day under proper supervision.



Teacher Tip

Research shows that repeating a word with an action will increase the chances for the child to relate the word to the action associated with the word.





Day
2

Feeling Green

Together Time

- Place a blob of finger paint on child's hand and say, "green."
- Encourage child to spread paint on Discover Colors Sheet.
- After the child is done painting help him/her cut or tear the Jack and Jill characters and reenact the rhyme together.



Skills

- Uses art for expression C.1.2
- Small muscle control P.2.1
- Self confidence/pride E.1.3

Provided Supplies


- ☐ Discover Color Activity Sheet

Your Supplies

- ☐ Green paint
- ☐ Scissors [optional]

Extension Idea

Use a green basket, or decorate a box green, and collect green items from around the room. Invite the children to put any green items they find in the basket or box.



Boy's or Girl's?

Together Time

- Sit in a circle with the children and pile their shoes in the middle.
- Take one shoe from the pile and give it to the child to whom it belongs and say, "It belongs to a (boy/girl)."
- Continue until all children have found their shoes.
- Help children put shoes on and off.

Skills

- Creative movement C.2.4
- Sense of belonging E.1.1
- Personal needs S.4.1

Your Supplies

- ☐ Shoes for each child

Teacher Tip

Children will connect personally to an activity when the activity incorporates photos or objects from themselves. The personal connection will increase a child's interest and attention to the activity.



Little Goose Day 19: Fish



Skills

- Eye-hand coordination P 2.2
- Approaches learning with joy E 2.4
- Living things S 1.1

Provided Supplies

- Plastic fish (save for next activity)

Your Supplies

- Blue paper or fabric

Catch a Fish

Together Time

- Lay the blue paper on the floor in front of the children.
- Explain that fish live in water.
- Place the plastic fish on the blue paper.
- Invite a child to catch the fish, scooping with both hands.
- Take turns catching and releasing the fish.
- Tape the blue paper to a tabletop and invite children to play with it during free time.



Teacher Tip

Research shows that encouraging children to pick items up in a specific manner (pinch grip, scoop, etc.) helps develop control of their limbs and small muscles.

Skills

- Measurement M 3.4
- Eye-hand coordination P 2.2
- Self confidence/pride E 1.3

Provided Supplies

- Plastic fish

Your Supplies

- Items smaller and larger than the fish

Little Fish or Big Fish

Together Time

- Place the plastic fish on the floor in front of the children.
- Place one item at a time next to the fish.
- Point to the fish and say, "[Big/Little] fish" depending on if the other item is bigger or smaller than the fish.
- Ask a child to repeat after you, or for older toddlers, invite them to choose which is big and which is little.



Extension Idea

Cut paper fish out of empty food boxes and make some very big and some small (but not too small) and help children sort the fish into big and little piles.

My Pet Fish

Together Time

- Tell children that we will be going fishing.
- Punch out the fish from the art project and hide the fish around the room in obvious sight.
- Invite children to hunt around the room for one fish. Explain they can catch and keep one fish.
- After each child has a fish, let children color as desired.
- Follow up with the art activity to make a Bowl for a Fish.



Skills

- Uses art for expression C.1.2
- Body control & balance P.1.1
- Approaches learning with joy E.2.4

Provided Supplies

For each child

- ☐ Blue foil
- ☐ Fish bowl & fish
- ☐ Blue pipe cleaner

Your Supplies

- ☐ Glue
- ☐ Tape
- ☐ Crayons

Teacher Tip

Toddlers will feel more connected to an activity or project if they have the opportunity to explore the materials first. Provide exploration time before expecting young children to use them in a project. It's okay if the child would rather crumple and rip the blue foil than glue onto the fishbowl.

Fishing for Letters

Prep

- Use the Hands-on Letters as a guide to cut the sponges into letters.

Together Time

- Place water in the tub.
- Pretend the letters are fish and float them in the water.
- Encourage children to go fishing for the letters.
- Be intentional while supervising this activity by commenting each time they catch a letter. (For instance, "You caught the 'A' Fish.")



Skills

- Eye-hand coordination P.2.2
- Awareness of print L.3.3
- Self-direction E.2.3

Provided Supplies

- ☐ Hands-On Letters (from Days 3, 8, and 13)

Your Supplies

- ☐ Dry sponges
- ☐ Tub
- ☐ Water

Teacher Tip

Take photos during the activity. When the children are done fishing use the sponges to paint "Fishy Letter Prints" and attach the photo. This is a great idea to include in a child's portfolio.



Little Goose Day 20: Small Pets



Skills

- Nutrition S 4.2
- Eye-hand coordination P 2.2.
- Self-confidence/pride E 1.3
- Living things S 1.1

Provided Supplies

- ☐ Kid Chef Recipe Card: Fish Bowl Snack

Your Supplies

- ☐ Round Crackers
- ☐ Blueberry cream cheese
- ☐ Fish shaped crackers
- ☐ Craft sticks

Make My Own Snack

Together Time

- Give each child a few crackers.
- Help children spread blueberry cream cheese on the cracker with a craft stick.
- Give them fish shaped crackers to put in the fishbowl snack.
- Eat and enjoy.



Teacher Tip

Small snack items that are safe for infants and toddlers are a great way to work on many skills at once. The manipulation of the food works on small muscles and eye-hand coordination. They are attending to personal needs, and learning about nutrition. Best of all, you don't have to worry about the materials they explore with their mouth.

Skills

- Small muscle control P 2.1
- Approaches learning with joy E 2.4
- Acquires new words L 2.3

Provided Supplies

- ☐ Brain Blocks

Your Supplies

- ☐ Tape

Tumbling Tower

Prep

- Tape the tabs on the blocks to keep them together.

Together Time

- Build a tower together with the paper blocks and gently knock it over.
- Point to letters and numbers on the blocks and name them.
- Rebuild the tower, encouraging children to repeat the name on the top of the block before placing it.
- Keep the blocks out for children to freely explore under adult supervision.



Extension Idea

Cut and tape the sides of the Little Learning Cards together to send a Brain Box home with each child.





Small and Tall

Together Time

- Pretend to be a tall animal, like a giraffe.
- Stretch your neck up high and reach for the ceiling.
- Pretend to be a small animal, like a hamster.
- Get low to the floor and curl up as tiny as can be.
- Repeat as long as children seem interested thinking of new animals, or just switching from small to tall and back.

Skills

- Comparisons M.3.2
- Sense of belonging E.1.1
- Body control & balance P.1.1

Teacher Tip

Creative movement activities provide opportunity for children to gain control of their bodies and limbs. Research shows that children develop from the outside-in, gaining control of large muscles before developing small muscles.



My Friends Book

Together Time

- Give each child a Class Book Page.
- Children color as desired.
- Invite children to trade papers with a friend and add to their page. (It's okay if some children don't want to share.)
- Write the child's name and the friend helper on the bottom of the page.
- Add the Class Book Cover and bind pages together with yarn.
- Read the Class Book to the children.

Skills

- Shows interest in writing L.4.1
- Small muscle control P.2.1
- Sense of belonging E.1.1

Provided Supplies

- ☐ Class Book Cover
- ☐ Yarn
- For each child
- ☐ Class Book Page

Your Supplies

- ☐ Crayons

Extension Idea

If possible, add photos of the child(ren) who colored the page. Photos are a great way to help infants and toddlers feel ownership.

Order Today!



We offer three convenient ways to order: through our secure website, by phone or by completing the order form below and mailing it to us. We know you'll love our curriculum and can't wait to hear from you.

Four Easy Steps to Order by Mail!

Step 1: Number of Children: _____

Step 2: Starting Month: _____

Step 3: Determine Subscription Term:
☐ 1 ☐ 3 ☐ 6 ☐ 9 ☐ 12 Months ☐ Other _____

Step 4: Choose Your Add-ons and Supplements:
☐ Infant/Toddler Supplement (\$15/Month - Free Shipping)
☐ Themed Toy Box (\$99/Month + \$9.99 Shipping)
☐ Infant Themed Toy Box (\$99/Month + \$9.99 Shipping)

Payment Due

Curriculum Subtotal: _____

Add-ons/Supplements: _____

MI Residents Add 6% Tax: _____

Shipping/Handling: _____

Total Due: _____

Shipping Information

Name: _____

Company/Center: _____

Address: _____

City: _____ State: _____

ZIP/Postal Code: _____ Country: _____

E-mail Address: _____

Phone Number: (____) _____

Payment Information

☐ Check or Money Order Enclosed ☐ VISA ☐ MasterCard ☐ Discover

Card Number: _____

Expiration Date: _____ Security Code: _____

Signature: _____

Curriculum Price Breakdown

Prices effective 7/1/10 - 6/30/11.

All prices subject to change.

Save with Subscription!

10% 12% 15% Discounts reflected in this chart

# of Children	1 Month	3 Months	6 Months	9 Months	12 Months
1	\$51.24	\$138.35	\$270.55	\$391.99	\$522.65
2	\$54.99	\$148.47	\$290.35	\$420.67	\$560.90
3	\$57.74	\$155.90	\$304.87	\$441.71	\$588.95
4	\$60.99	\$164.67	\$322.03	\$466.57	\$622.10
5	\$64.24	\$173.45	\$339.19	\$491.44	\$655.25
6	\$67.49	\$182.22	\$356.35	\$516.30	\$688.40
7	\$70.74	\$191.00	\$373.51	\$541.16	\$721.55
8	\$73.99	\$199.77	\$390.67	\$566.02	\$754.70
9	\$77.24	\$208.55	\$407.83	\$590.89	\$787.85
10	\$80.49	\$217.32	\$424.99	\$615.75	\$821.00
11	\$83.74	\$226.10	\$442.15	\$640.61	\$854.15
12	\$86.99	\$234.87	\$459.31	\$665.47	\$887.30
13	\$90.24	\$243.65	\$476.47	\$690.34	\$920.45
14	\$93.49	\$252.42	\$493.63	\$715.20	\$953.60
15	\$96.74	\$261.20	\$510.79	\$740.06	\$986.75
16	\$99.99	\$269.97	\$527.95	\$764.92	\$1,019.90
17	\$103.24	\$278.75	\$545.11	\$789.79	\$1,053.05
18	\$106.49	\$287.52	\$562.27	\$814.65	\$1,086.20
19	\$109.74	\$296.30	\$579.43	\$839.51	\$1,119.35
20	\$112.99	\$305.07	\$596.59	\$864.37	\$1,152.50

Curriculum Shipping and Handling

# of Children	1 Month	3 Months	6 Months	9 Months	12 Months
1 - 5	\$11.49	\$34.47	\$68.94	\$103.41	\$137.88
6 - 10	\$12.49	\$37.47	\$74.94	\$112.41	\$149.88
11 - 15	\$13.49	\$40.47	\$80.94	\$121.41	\$161.88
16 - 20	\$14.49	\$43.47	\$86.94	\$130.41	\$173.88

For International Customers

Due to international shipping requirements, Mother Goose Time is not able to guarantee delivery dates. Please call 1-231-276-6302 for international shipping charges.

2010-2011 Themes

September - Family Tree, Pets & Me

October - Bugs & Crawly Things

November - Farms and Barns

December - Winter in the Woods

January - Dress Up Jobs

February - Nursery Rhymes

March - Birds & Eggs

April - Baby Animals

May - Meet Me at the Pond

June - Island Explorer

July - Let's Go Camping!

August - Let's Be Superheroes!

New this year: We are offering both English and Spanish versions of The Mother Goose Time Lesson Plan Book. Please mark which language you prefer.

Este Año: Estamos ofreciendo nuestra Guía Académica, Mother Goose Time en Inglés y Español por favor marque el idioma que prefiere.



☐ English

☐ Español

Nueva Edición en Español


Mother Goose Time
PO Box 225
Interlochen, MI 49643-0225

For more information call or go online.
800.523.6933
www.mothergoosetime.com



Mother Goose Time is a
professionally developed
preschool curriculum that
nurtures the whole child and
supports social, emotional and
intellectual growth.

★ Mother Goose Time ★
www.mothergoosetime.com
800.523.6933



This book is a
supplement and requires
materials from the
Mother Goose Time
Preschool Curriculum Kit.
Remember to include
your little geese when
ordering per child.

© 2010 Mother Goose Time, Inc.

