

"What a wonderful curriculum for children of all ages! I love the way it comes with so many teaching materials and how easy the lessons are to follow as is or to add to them. I have seen a lot of change in my children after using it."

Marie Buerlson

"Every teacher's performance was significantly improved by the use of your curriculum. I, as Director, am your greatest cheerleader."

Sue Balcom
Director, GA



Experience Early Learning

Preschool Curriculum Catalog



Save Time

Be Inspired

Love Learning

2013/2014

Welcome to Mother Goose Time!

Mother Goose Time is a professionally designed preschool curriculum for use in preschools, home daycares and childcare centers. Our nationally recognized curriculum nurtures the whole child and supports social, emotional, physical and intellectual growth. Inspire a joy for learning as you and your children explore monthly themes through sensory-based projects and activities.



We can help you:

Save Time

Planning and prep made quick and easy
Spend more time being with your children and less time preparing for the day. With Mother Goose Time, you gain an expert team of educators who have been writing and researching early childhood curriculum for over 25 years.

Be Inspired

Find new ideas and exciting themes
Increase creativity with open-ended projects and thematic activities designed for young children. We will show you how to transform your room into a place filled with adventure and wonder.

Love Learning

Children love learning with Mother Goose Time
Children learn best by doing, exploring and being engaged in problem solving. Mother Goose Time helps you set the stage for your children to role play, create art, dance, and investigate the world around them. The results will amaze both you and the parents.

- Experience smoother days.
- Children are eager to participate.
- Parents immediately see learning progress.

Mother Goose Time includes:

- Easy to follow skill-based lesson plans
- Over 125 new activity ideas every month
- Books, music, recipes, math games
- Art project supplies for each child included
- Parent newsletters
- Authentic assessment resources



Curriculum Benefits

You and your children will experience these benefits from using Mother Goose Time.

- Professionally developed curriculum that helps children construct knowledge through everyday experiences
- Flexible lesson plans that allow you to customize activities based on your children's interests and special needs
- Skill-based activities that are developmentally appropriate, research-based and align with Head Start indicators
- Arts-infused approach that nurtures your children's sense of curiosity, love of learning and self-expression
- Teacher tips and extension ideas to help you scaffold learning activities to each child's developmental level
- Inquiry-based projects and discussions to encourage reasoning and communication skills
- Family connection materials to help link learning from school to home

"We RAVE about Mother Goose Time to everyone, and it's a very important thing that sets us apart from other schools. Parents love the curriculum and love that every day is different and every day is packed with exciting things to learn and do."

Michelle Suzuki
Playpourri International
Lead Teacher, Japan



Discover New Themes - Every Month

Our mission is to help children know who they are, love others, make healthy life choices and think critically. We help you expose children to a wide range of experiences through carefully designed thematic investigations. Each month we send you a new themed box filled with hands-on projects, books and music to bring learning to life.

Month and Theme	Week 1 Experience	Week 2 Experience	Week 3 Experience	Week 4 Experience	Letters & Numbers	Shapes	Colors
September Me and My Family	Who is in your family?	What are your feelings?	Who are your friends?	What pets do you have?	M, T & A 1, 10, 11	Circle	Green & Yellow
October Down on the Farm	What animals live on a farm?	What is in the barn?	What food grows on a farm?	What do farmers do?	C, X & U 2, 12, 20	Triangle	Red & Brown
November Community Helpers	Who keeps us safe?	Who helps us learn and grow?	What places do we go to in town?	Who entertains us?	D, Z & V 3, 13	Star	Yellow & Orange
December Winter in the Woods	What animals live in the woods?	How does the forest change in the winter?	What do you wear in the winter?	What does your family do in the winter?	W, O & H 4, 14	Square	White & Red
January Baby Animals	How are baby animals born?	How are babies carried?	How do baby animals stay safe?	How do babies grow and change?	Q, G & Y 5, 15	Octagon	Brown & Green
February Nursery Rhymes	What number rhymes do you know?	Who are your favorite nursery rhyme characters?	What food rhymes do you know?	Which rhymes use the word "little"?	I, R & J 6, 16	Heart	Pink & Purple
March Explore the Pond	What animals live around the pond?	What plants grow in the pond?	What insects live around the pond?	What lives in the pond?	F, P & K 7, 17	Diamond	Purple & Blue
April Birds and Eggs	What can you find in a bird's nest?	What are the parts of a bird?	What birds live in your backyard?	How are bird feathers different?	E, B & N 8, 18	Oval	Blue & White
May Bugs and Crawly Things	Where do bugs build their homes?	What are the parts of an insect?	How does camouflage protect a bug?	Which crawly things live underground?	S, B & L 9, 19	Rectangle	Black & Orange
June Treasure Island	What does a captain need to sail a boat?	What can you find on a beach?	What lives inside a cave?	How do people have fun on an island?	A - Z 1 - 20	All Shapes	Rainbow Colors

Join us for our special summer camp editions:
July's Let's Be Superheroes and August's Let's Go Camping!

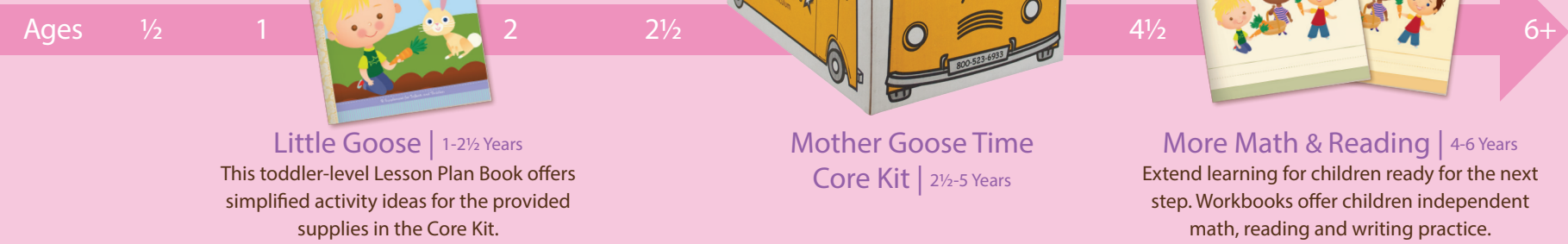
What will Children Learn?

Mother Goose Time is a research-based curriculum that supports the growth of children across all areas of development: social-emotional, motor and cognitive. Our curriculum aligns with Head Start indicators and is consistent with NAEYC developmentally appropriate standards. The image below illustrates the integrated skills reinforced through Mother Goose Time.



What ages are appropriate?

Our core curriculum is age appropriate for children 2½ to 5 years of age. Add-on supplements allow you to further customize your program to your child's age and skill level.



Christian Supplement

Weave Christian principles into your day by adding our Experience God supplement. Each month connects to the Mother Goose Time theme and includes an activity each day, along with Christian art projects and Bible verses set to music.

"Mother Goose Time is a well-balanced curriculum with the child's whole development in mind. It has everything I need to run a high quality preschool program!"

Cassandra Astle
Home Daycare Provider, NE

"Elementary school teachers brag about the readiness of the children coming from my daycare because of what I teach them with Mother Goose Time. We have a waiting list in our daycare and even get calls from parents with infants that want to come and grow up with us because of the preschool curriculum that we offer."

Carol Posch
Daycare Owner, MN

Included Materials

For one low price, all of this is delivered to your door every month. Materials are organized into day bags so you will be ready to teach each morning.

"I love how everything is compiled together for me for the entire month. I can spend more time doing the other things in life that need my attention as well!"

Becky Smith, MI



Sign Language

Letter Set



I Can Read



Daily Topic Posters



Storytelling Set



Book of the Month



Postcard



Photo Cards



Little Theatre Script



Word Family Cards



Rhyme Time Poster



Little Learning Cards



Bilingual Book

Math & Reasoning



Counting Set



Shape Set




Photo Puzzle



Folder Game



Logic Game




Pattern Strip



Size it Up



Look and Find Glasses with Poster



Shape Design Mat

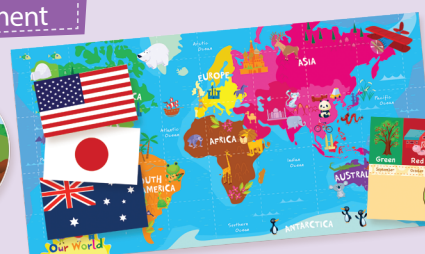


Sorting Set

Social, Emotional & Creative Development



Monthly Music CD



World Map & Country Flag



Color Wands



Friendship Feather Set



12+ Art Projects Monthly!



Weather Set



Brain and Body Box



My Little Journal




I Can Write

Science & Physical Development



Science Cards



Food Group Piece and Placemat



Feel Bag Item



Recipe Cards




Weather Set



Brain and Body Box



My Little Journal



I Can Write

Teacher Tool Bag

These reference materials will help you stay organized, communicate with families, and maximize the use of your curriculum.

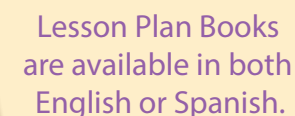
- Lesson Plan Book
- Activity Planning Calendar
- Parent Newsletters

- Theme Web Poster
- Gathering Goods Shopping List

- Teacher Newsletter
- Skill Overview Poster
- Scope and Sequence



Our lesson plans support educators by providing flexible, hands-on experiences where children learn by doing. Consistent with research by John Dewey and Jean Piaget, Mother Goose Time believes that children construct knowledge when they engage and interact with the world around them.



Sandra Kuc
Director, VT

Sue Balcom
Director, GA

Kelly Schultz
Homeschooler, CA



Authentic assessment tools available

Calendar & Weather

- Discuss what might happen to a seed if it is planted in today's type of weather.



Growing deep in the ground,
Were potatoes bumpy and round.
Yvonne used her gardening hoe,
And found a great big potato!

Your Supplies

- Scissors

Storytelling

- Give each child a Storytelling Piece.
- As you read the story aloud, invite children to hold up the Storytelling Pieces as you say the words.
- Encourage children to work together and use the pieces to retell the story.



Language Learners Tell the story using the pictures. Lay out the story pieces on the ground. Invite a child to point to a piece. Say the word together. When ready, add another piece. Repeat and exchange roles.

Your Supplies

- Apple or other seedy fruit
- Squash or other seedy vegetable
- Newspaper
- Knife (adult use)
- 2 bowls

Counting

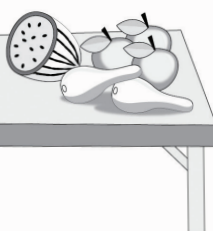
- Cut the vegetable or fruit in half and invite children to remove the seeds.
- Make piles of five seeds.
- How many piles did they make?



Encourage children to count by fives and determine the total amount of seeds.



Seed Discovery Table



Growing Garden Game

Your Supplies

- Scissors
- Tape

- Show children the Folder Game and explain that we have to wait for our turns, just like we have to wait for a bean seed to grow.
- Invite up to four children to play.
- Give each child a game piece. Ask him to roll the die and move to the next space with the matching color.
- Children continue to take turns until they all make it through the garden.



Set out dirt, recycled containers, watering cans, paper, crayons and seeds. Invite children to freely visit the science table, plant seeds, and explore the dirt and water. As they visit the table throughout the weeks, encourage them to record what they see changing by drawing their observations.



Seed and Roots Review

- What did you learn about seeds?
- What type of food grows from a seed?
- As children brainstorm vegetables and fruits, make a list.
- Insert one of the words into the lyrics.
- Sing to the tune of "Happy and You Know it," track 6 on the Mother Goose Time Music Sampler CD.

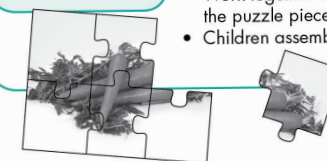
If it's a carrot and you know it, pull it up.

Digging for Carrots

Your Supplies

- ❑ Scissors
- ❑ Sand or dirt
- ❑ Cake pan
- ❑ Spoon (or fork)

- Put the carrot puzzle in a cake pan.
- Cover the puzzle with dirt or sand.
- Encourage children to scoop dirt with a spoon or fork until they find a puzzle piece.
- Problem solve where to place the dirt after scooping it.
- Work together to carefully clean off the puzzle pieces.
- Children assemble the puzzle.



Seed Soup Collage

Your Supplies

- Glue
- Crayons or markers
- (Optional) Scissors

- Invite children to make their own pretend soup.
- Children pretend to chop vegetables by cutting or tearing the vegetable photos.
- Set out the birdseed and invite children to color the pot and then glue the photos and seeds onto the soup pot as desired.

Extend the investigation by leaving the soup pots outside near a window. Invite children to observe what happens to their soup pot. Do birds or squirrels eat the seeds? How does rain change the pot, the seeds?



Frequently Asked Questions

Can I try just one month?

Yes! You can always order month by month.

Will I save money if I order a subscription?

Yes!

You save 10% when you order and prepay for 3-5 months. You save 12% when you prepay for 6-8 months. You save 15% when you prepay for 9 or more consecutive months.

How and when do I order?

You can start Mother Goose Time any time of the year. Order online at mothergoosetime.com or call us at 800-523-6933.

How much does it cost?

Order a kit based on the number of children in your program. We package so that you only pay for what you need.

How much time does the curriculum take each day?

Because of its flexible design, Mother Goose Time can take as much or as little time as you prefer. If you wish to complete all of the recommended daily activities and projects, you need approximately 3 hours throughout the day. This allows time for free choice, rest, snack, outdoor play, and other child-directed activities.

"I highly recommend Mother Goose Time. I have tried most all curriculums out there and I always come back to MGT. It's my favorite. The best priced curriculum for what you are getting. I've been with Mother Goose since 1994."

Miss Pat, CA

How do I get started?

Order today and inspire a love of learning!

We offer three convenient ways to order: through our secure website, by phone or by completing the order form and mailing it to us. We know you will love our curriculum and cannot wait to hear from you.



www.mothergoosetime.pl



tel: 512 051 130



Complete and mail the order form.



Bright Beginnings
Childcare, CA